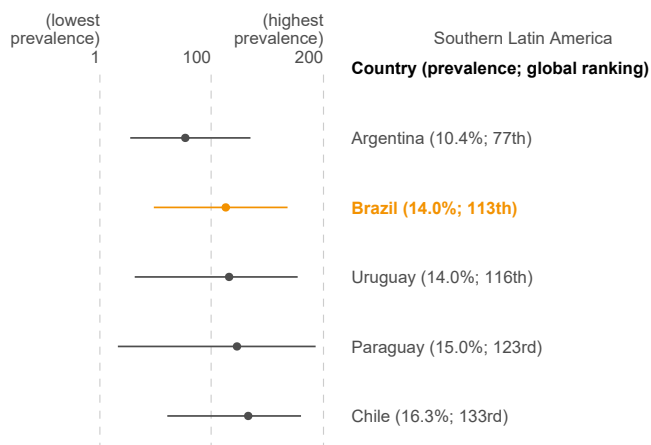
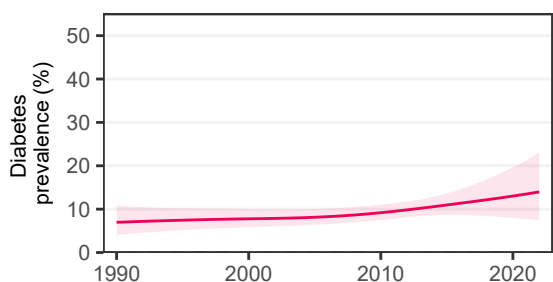
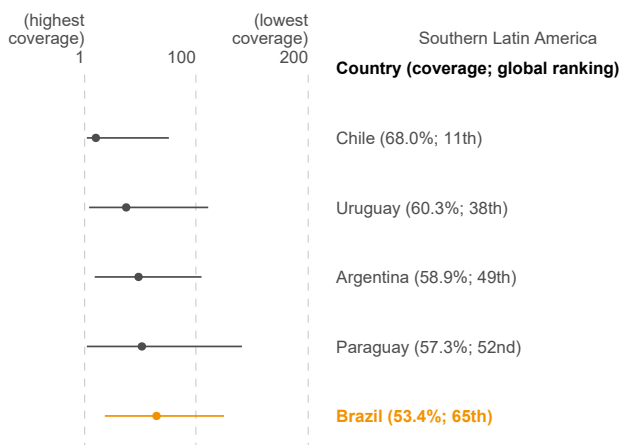
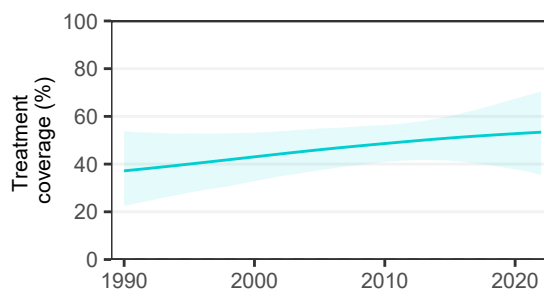


Diabetes in women (18+ years)



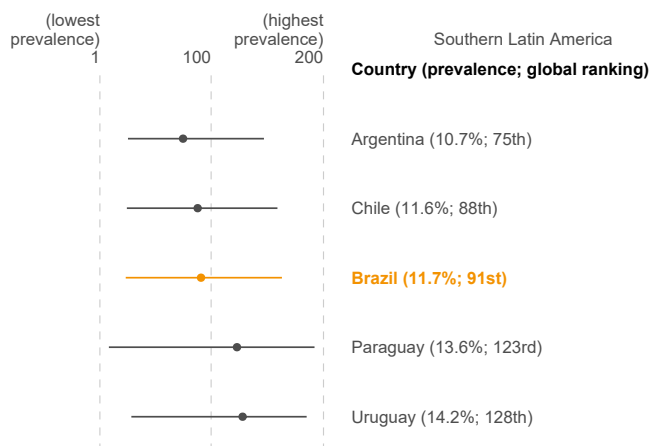
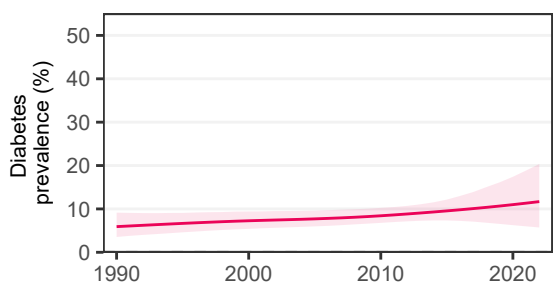
- 13 million women with diabetes in 2022.
- 14.0% prevalence in 2022, an increase of 7.0 percentage points from 1990.

Treatment coverage in women (30+ years)



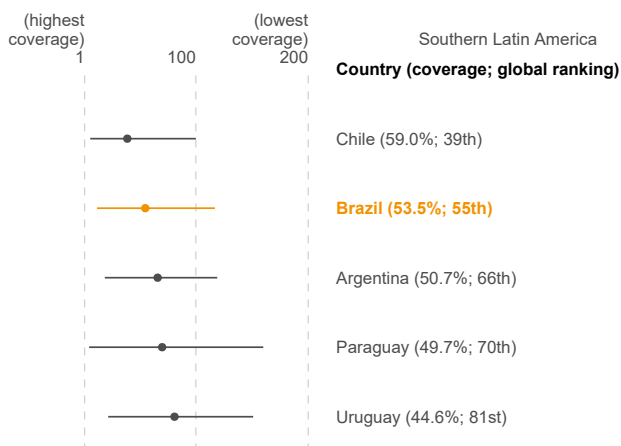
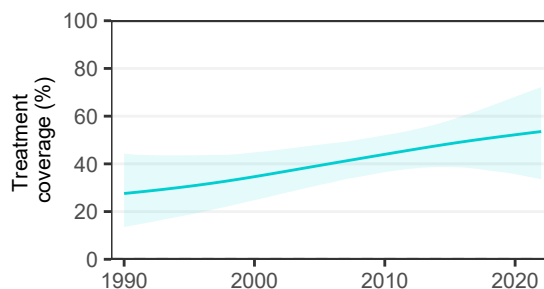
- 5.6 million women with untreated diabetes in 2022.
- 53.4% treatment coverage in 2022, an increase of 16.2 percentage points from 1990.

Diabetes in men (18+ years)



- 9.4 million men with diabetes in 2022.
- 11.7% prevalence in 2022, an increase of 5.8 percentage points from 1990.

Treatment coverage in men (30+ years)



- 4.1 million men with untreated diabetes in 2022.
- 53.5% treatment coverage in 2022, an increase of 26.0 percentage points from 1990.

• Results are from NCD Risk Factor Collaboration "Worldwide trends in diabetes prevalence and treatment from 1990 to 2022: a pooled analysis of 1108 population-representative studies with 141 million participants" *The Lancet*, 2024.

• Diabetes is defined as having FPG of 7.0 mmol/L or more, HbA1c of 6.5% or more, or taking medication for diabetes.

• Treatment coverage is the proportion of people with diabetes who were taking medication for diabetes.

• Diabetes prevalence is reported for women and men aged 18 years and older, and treatment coverage for those aged 30 years and older.

• Brazil had 21 studies for women and 20 for men with information on diabetes prevalence, and 15 studies for women and 14 for men with information on treatment coverage.

• Prevalence and treatment coverage presented here are age-standardised using the WHO standard population.

• Complete results are available at www.ncdrisc.org.